

FEATURES特点

- 16A continuous contact rating at 85°C.
16A 的持续接点额定在85°C.
- 1 Form A and 1 Form C arrangement.
1组常开及1组转换接点形式
- Plug in terminals. 插入型端子.
- Small dimensions. 小型尺寸.
- Nominal power 1200mW ~ 1500mW.
正常功耗 1200mW ~ 1500mW.
- Operating power 420mW ~ 530mW.
动作功耗 420mW ~ 530mW.



CONTACT RATING 接点参数

Contact Form接点形式	1A SPST-NO	1C SPDT
Max. Switching Power最大切换功率	280W	
Max. Switching Voltage最大切换电压	14VDC	
Max Continuous Current最大持续电流	20A	NO:20A NC:10A
Min. Switching Current/Voltage 最小切换电流/电压	100mA 5VDC	
Rating Load(Resistive)额定负载(阻性)	20A/14VDC	NO : 20A/14VDC NC : 10A/14VDC
Contact Material接点材质	Ag Alloy银合金	

CHARACTERISTICS 性能参数

Electrical Life 电气寿命	1 × 10 ⁶	
Mechanical Life机械寿命	1 × 10 ⁷	
Insulation Resistance绝缘阻抗	Min. 100MΩ 500VDC	
Contact Resistance(Initial)接点电阻	≤ 100mΩ	
Operate Time 动作时间	≤ 6ms	
Release Time 开放时间	≤ 3ms	
Initial Dielectric Strength 耐压	between open contacts开放接点间: 50/60Hz 500VAC 1min. between contact and coil线圈接点间: 50/60Hz 1000VAC 1min.	
Vibration Resistance 耐振动	Malfunction: 误动作:	10 ~ 55Hz Double Amplitude双振幅1.5mm
	Damage limits: 耐久:	10 ~ 55Hz Double Amplitude双振幅1.5mm
Shock Resistance 耐冲击	Malfunction: 误动作:	10G
	Damage limits: 耐久:	100G
Ambient Temperature环境温度	-40°C ~ +85°C (No freezing 无结冰)	
Relative Humidity相对湿度	85% at 40°C	
Unit Weight单位重量	约Approx. 15g	

ORDERING INFORMATION型号代码说明

962 - 1C - 12 D 1 2 3 4	
1. Model Number 型号 2. Contact Arrangement 接点形式 1A = 1 Form A 1组常开 1C = 1 Form C 1组转换	3. Coil Voltage 线圈电压 6 ~ 24VDC 4. Coil Type 线圈形式 D=DC 直流

COIL RATINGS (at 20°C) 线圈额定值 (在20°C)

COIL TYPE 线圈形式	Coil Nominal Voltage 线圈额定电压 (V)	Coil Resistance 线圈阻抗 ($\Omega \pm 10\%$)	Pick-Up Voltage 动作电压(V) (Max)	Drop-Out Voltage 开放电压(V) (Min)	Nominal Current 额定电流 (mA)
Standard Coils 标准线圈 (1C) (abt. 1.5W)	6	25	3.6	0.6	240
	12	98	7.2	1.2	122
	24	389	14.4	2.4	61.7
Standard Coils 标准线圈 (1A) (abt. 1.2W)	6	32	3.6	0.6	187.5
	12	124	7.2	1.2	96.8
	24	483	14.4	2.4	49.7

* Max Continuous Voltage at 20°C: 110% of Coil Normal Voltage.
 最大使用电压在20°C:线圈额定电压的110%

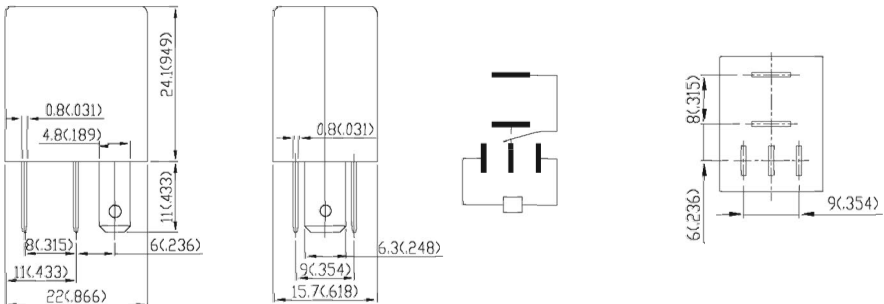
OUTLINE DIMENSIONS 外部尺寸

UNIT: mm(inch) 单位: 毫米(英寸)

Dimensions尺寸

Internal Connections接线图
(Bottom View底视图)

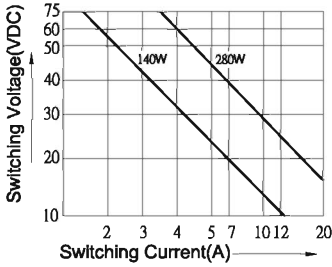
Drilling Plan孔位图
(Bottom View底视图)



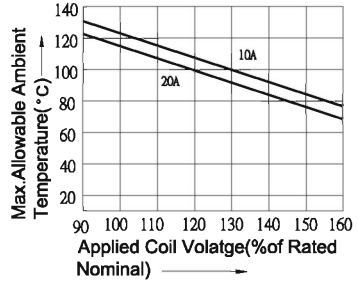
REMARK: Dimensions $\leq 5\text{mm} \pm 0.2\text{mm}$, $> 5\text{mm} \pm 0.3\text{mm}$, the tolerance of PCB thru hole: $+0.2\text{mm}$
 备注: 尺寸公差 $\leq 5\text{mm} \pm 0.2\text{mm}$, $> 5\text{mm} \pm 0.3\text{mm}$, 印刷电路板孔 $+0.2\text{mm}$

962 Reference Data 参考资料

Limiting Curve For Power Load



Ambient Temperature Versous Coil Voltage God Continuous Duty



- Assumptions: 1. Thermal resistance=45° per watt
 2. Nominal coil resistance
 3. Curves are based on 1.6watts at 20°C